



A. A. T. T. C.

Australian Association of Time Table Collectors




2006



2000




2001




Country Time Tables

Annual Report 2008-2009



New South Wales



From 20th November, 1960
Published by authority of the Commissioner for Railways
Crown Copyright reserved
PRICE: ONE SHILLING



2002



2003



2005



2007



2008



AATTC

Australian Association of
Time Table Collectors Inc.

Inc. No. A0043673H

Annual Report 2008-2009

This Annual Report contains all of the reports and papers presented to the AATTC Annual General Meeting in Melbourne on 17th October 2009.

—Contents—

Agenda	3
President's Report	4
Financial Report	5
Editor of <i>Table Talk</i> Report	8
Editor of <i>The Times</i> Report	9
Production Manager's Report	10
Distribution Officer's Report	11
Publicity Officer's Report	13
Membership Officer's Report	14
Auctioneer's Report	15
Adelaide Branch Report	16
Brisbane Branch Report	16
Canberra Branch Report	16
Melbourne Branch Report	16
Sydney Branch Report	16
Minutes of the 2007-2008 AGM	17
Proceedings of the 2008-2009 AGM	19
Membership and Attendee List	20

President	Victor Isaacs	43 Lowanna Street BRADDON ACT 2612 abvi@webone.com.au	
Secretary & Editor, The Times Editors, Table Talk	Geoff Lambert	179 Sydney Rd FAIRLIGHT NSW 2094 G.Lambert@unsw.edu.au	(02) 9949 3521
	Geoff Mann	19 Rix St GLEN IRIS VIC 3146 geoffwm@bigpond.com.au	
	Victor Isaacs	43 Lowanna Street BRADDON ACT 2612 abvi@webone.com.au	
Treasurer & Distribution Officer	Len Regan	PO Box 576 KOTARA NSW 2289 tp@hunterlink.net.au	(02) 4957 9229
Membership Officer	Dennis McLean	P.O. Box 734 NUNDAH, QLD, 4012	(07) 3260 5329
Webmaster	Lourie Smit	lsmit@ozemail.com.au	(02) 9527 6636
Adelaide Convenor	Roger Wheaton	2C Bakewell Street, TUSMORE SA 5065	(08) 8331 9043
Canberra Convenor	Ian Cooper	GPO Box 1533 CANBERRA ACT 2601	(02) 6254 2431
Brisbane Convenor	Brian Webber	8 Coachwood St KEPERA Qld 4054	(07) 3354 2140
Melbourne Convenor	Stephen Ward	12/1219 Centre Rd SOUTH OAKLEIGH VIC 3167	(03) 9540 0320
Sydney Convenor	Geoffrey Clifton	GPO Box 1963 SYDNEY NSW 2001	0405 387478



Agenda

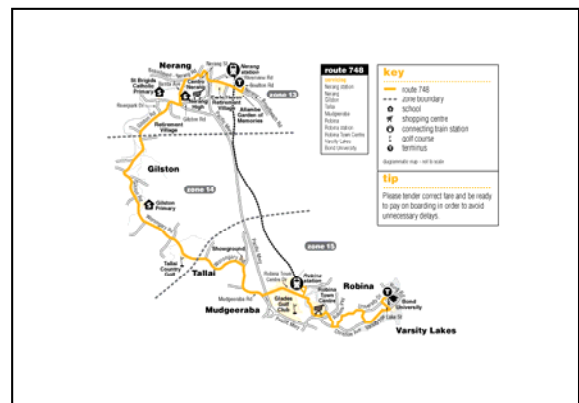
AATTC AGM 25th October 2009

1. **Welcome, Attendance and Apologies**
2. **Minutes of the 25th Annual General Meeting** (held in Canberra on –25 October 2008)
 - 2.1 Business Arising from Minutes
3. **Correspondence**
 - 3.1 Matters Arising from Correspondence
4. **Reports**

<ol style="list-style-type: none"> 4.1 President's Report 4.2 Treasurer's Report 4.3 Editor of Table Talk Report 4.4 Editor of The Times Report 4.5 Production Manager's Report 	<ol style="list-style-type: none"> 4.6 Distribution Officer's Report 4.7 Membership Officer's Report 4.8 Auction Report 4.9 Promotions Officer Report 4.10 Any other Reports
--	---
5. **Divisional Reports**

<ol style="list-style-type: none"> 5.1 Adelaide 5.2 Brisbane 5.3 Canberra 	<ol style="list-style-type: none"> 5.4 Melbourne 5.5 Sydney
--	---
6. **Election of Committee of Management**
 - 6.1 President
 - 6.2 Vice-President
 - 6.3 Secretary
 - 6.4 Treasurer
 - 6.5 Five Ordinary Committee Members
7. **General Business**
 - 7.1 Location of the Twenty Seventh (2010) Annual General Meeting
 - 7.2 Any other General Business that may be admitted by the Chairman
8. **Meeting Close.**

The screenshot shows the TransLink website interface. At the top, there are logos for TransLink and Sutfold. Below the logos, there are sections for 'ticket types' and '748 Herang Station to Bond University'. A table lists various ticket types with columns for 'ticket type', 'where to buy tickets', and 'services'. A prominent yellow banner advertises a 'Splash Deal 10% OFF' on Aqua tickets. At the bottom, there are logos for Queensland Government and Sutfold.





President's Report 2008-2009

VICTOR ISAACS

The Australian Association of Timetable Collectors had a very successful year in the sense that all of our established activities operated well. Our measure of success is the level of membership renewals, and this was high, indicating that members are happy.

The main activities that members have contact with are our two magazines and the Distribution service. The magazines are the Times (timetable history and analysis) (editor: Geoff Lambert) and Table Talk (timetable news) (joint editors Victor Isaacs and Geoff Mann). Both maintained a very creditable flow of interesting articles, and both appeared on time every time.

Editing the magazines is one thing, but they then have to be printed and posted. These onerous tasks were expertly continued, without complaint, by Geoff and Judy Lambert.

The Distribution Service is a very valued – and unique – service providing great benefits to members by way of facilitating the acquisition of all manner of timetables and other transport paper. Len Regan continues to fulfil this heavy task very capably, assisted by Hilaire Fraser and Roger Wheaton.

Members in the main cities, (in membership order), Melbourne, Sydney, Brisbane, Canberra and Adelaide, benefited from regular meetings. Each city continued its own style of meeting.

Our website is one of our great strengths, attracting an average of many hits daily. Many will be people seeking general timetable information – but it is all good for the cause. Credit is due to our webmaster, Lourie Smit.

Two auctions were conducted during the year. These entail a heavy workload. The results indicate that they are greatly valued by members as a means of obtaining desired items. They are also one of our major sources of income. Our thanks go to Stephen Ward for shouldering this load.

Negotiations continued, albeit at a slow pace, with the State Library of Victoria, about the establishment of a national timetable collection. We are very grateful that the SLV has agreed to consider hosting this. It has the potential of being an important long-term asset.

The Committee usually meets every three months. Committee members reside in six cities. Hence, we meet by means of a phone hook-up, for which we are grateful to the generosity of Geoff Lambert. One of the joys of the AATTC at present is the harmonious working of the Committee.

The administration of the Association continues. Behind the scenes, all-important tasks are quietly and efficiently carried out by the Secretary, Geoff Lambert, Treasurer, Len Regan and Membership Officer, Dennis McLean.

Most people with an interest in timetables in Australia have probably already joined, (or know of us and have decided not to). Given the very specialised nature of our interest, we now recognise that we will not grow much further. This may have long term implications for sustaining our range of activities. Our new Publicity Officer, Ian Cooper, very capably filled a gap by producing a publicity brochure, after many years without one. We await results, but realistically accept that, even with this, our membership may not increase much beyond our present figure of about 150.





Treasurer's Report, 2008-2009

LEN REGAN

The Financial Statement shows that, on an accrual basis, AATTC made a loss in 2008/09 of \$65.72.

This is the data in the top set of figures in the Financial Statement.

The middle set of figures is the reconciliation of this result with the cash at bank.

The Balance Sheet is at the bottom of the Financial Statement. It shows how much funds we have: \$16 280.00 – an increase of \$1339 over the previous year.

The Financial Statement also shows the financial details for the previous two financial years.

The Comparative Financial Statement shows how each financial activity has contributed to the end-of-year result. In 2008-09:

Members services:	loss of \$2352
Distribution Service:	loss of \$50
Auction:	profit of \$2337 – hence the importance of the Auctions.

During the year:

Direct deposit facilities were established so that payments for Membership, Distribution Service and Auctions can be made direct to the AATTC bank account. This facility has already been used extensively.

An account was established with Australia Post. It can be used by the Production Manager, Distribution Officer and Assistant Distribution Officers to purchase postal services, postal items and stationery. It reduces considerably the need to reimburse personal expenses.

Len Regan
Treasurer
13 October 2008

AUSTRALIAN ASSOCIATION OF TIMETABLE COLLECTORS								
COMPARATIVE FINANCIAL STATEMENT								
	2008 / 09		2007/ 08		2006/ 07		2005/ 06	
	Net Cost		Net Cost		Net Cost		Net Cost	
Services for Members								
Revenue								
Members subscriptions	7,321.48		7,147.00		7,154.30		7,235.04	
Retail sales of publications	296.00		172.05		222.00		224.85	
Bank interest	876.16		643.53		548.54		305.37	
	<u>8,493.64</u>		<u>7,962.58</u>		<u>7,924.84</u>		<u>7,765.26</u>	
Expenses								
The Times Production	3,658.13		4,282.77		3,331.38		3,543.79	
Table Talk Production	3,435.31		3,151.65		2,444.24		2,696.14	
Members' Newsletter	356.11		208.39		227.12		320.04	
Mailing Costs	2,584.89		2,887.04		2,471.25		2,815.57	
Paypal Fees - subscriptions	-		1.50		4.50		7.28	
Publicity	338.80		-		-		271.15	
AGM costs	-		338.49		142.00		182.20	
Administration	472.70		36.60		69.60		44.50	
	<u>10,845.94</u>		<u>10,906.44</u>		<u>8,690.09</u>		<u>9,880.67</u>	
Net Cost of Services for Members	<u>(2,352.30)</u>	(2,352.30)	<u>(2,943.86)</u>	(2,943.86)	<u>(765.25)</u>	(765.25)	<u>(2,115.41)</u>	(2,115.41)
Distribution Service								
Revenue	5,459.62		5,249.86		4,727.25		2,921.83	
Expenses	<u>5,510.14</u>		<u>5,247.39</u>		<u>4,586.12</u>		<u>4,616.99</u>	
	<u>(50.52)</u>	(50.52)	<u>2.47</u>	2.47	<u>141.13</u>	141.13	<u>(1,695.16)</u>	(1,695.16)
Auctions								
Revenue	8,723.06		4,279.75		11,002.75		3,231.95	
Expenses	<u>6,385.96</u>		<u>3,146.83</u>		<u>6,139.48</u>		<u>2,774.40</u>	
	<u>2,337.10</u>	2,337.10	<u>1,132.92</u>	1,132.92	<u>4,863.27</u>	4,863.27	<u>457.55</u>	457.55
SURPLUS/ (LOSS) FOR YEAR	<u>(65.72)</u>		<u>(1,808.47)</u>		<u>4,239.15</u>		<u>(3,353.02)</u>	

The Distribution Service and Auctions could be considered as services to members but not all members use these activities while some non - members do.

Financial Statement for 2008-2009

AUSTRALIAN ASSOCIATION OF TIMETABLE COLLECTORS							
2008 / 2009 FINANCIAL STATEMENTS							
							As at 6.10.09
INCOME AND EXPENDITURE STATEMENT							
Income	2008/09	2007/08	2006/07	Expenditure	2008/09	2007/08	2006/07
Subscriptions	7,341.70	7,147.00	7,154.30	The Times Production	3,658.13	4,282.77	3,331.38
Retail Sales	296.00	172.05	222.00	Table Talk Production	3,435.31	3,151.65	2,444.24
Distribution Service	5,502.13	5,249.86	4,727.25	Members' Newsletter	356.11	208.39	227.12
Auctions	8,786.18	4,279.75	11,002.75	Mailing Costs	2,584.89	2,887.04	2,471.25
Bank Interest	876.16	643.53	548.54	Distribution Service	5,510.14	5,247.39	4,586.12
				Auctions	6,385.96	3,146.83	6,139.48
Pay Pal fees - Subscriptions	(20.22)			Paypal Fees - subscriptions		1.50	4.50
Pay Pal fees - Distribution Service	(42.51)			Publicity	338.80		
Pay Pal fees - Auctions	(63.12)			AGM	-	338.49	142.00
				Administration	472.70	36.60	69.60
	22,676.32	17,492.19	23,654.84		22,742.04	19,300.66	19,415.69
Loss	65.72	1,808.47		Surplus			4,239.15
	22,742.04	19,300.66	23,654.84		22,742.04	19,300.66	23,654.84
Accrual Cash Flow Reconciliation							
	2008/09	2007/08	2006/07	Cash Result		2007/08	2006/07
Accrual Surplus/ (Loss) as above	(65.72)	(1,808.47)	4,239.15	Cash Receipts	24,007.32	19,268.82	17,619.78
Add Income for last year received this year	-	1,769.10	-	Cash Payments	(22,284.06)	(19,716.17)	(19,719.10)
Add Income received last year			266.26				
Add Expenses for this year paid last year	457.98						
Add subscriptions received							
Add subscriptions received for next finl year	1,805.00	400.00	350.00				
	2,197.26	360.63	4,855.41				
Less Income received next year	(74.00)	-	(1,769.10)				
Less Expenses for next year paid this year		(457.98)	-				
Less subs received in last year	(400.00)	(350.00)	(4,835.00)				
Less dist exp paid last year			(350.63)				
Cash Surplus/ (Loss) for Year	1,723.26	(447.35)	(2,099.32)	Cash Surplus/ (Loss) for Year	1,723.26	(447.35)	(2,099.32)
BALANCE SHEET							
Assets	30/06/2009	30.6.08	30.6.07	Liabilities	30/06/2009	30.6.08	30.6.07
Cash at Bank	6,546.00	4,822.74	5,270.09	Members' Funds			
Interest Bearing Deposit	10,000.00	10,000.00	10,000.00	Opening balance	15,080.72	16,889.19	12,650.04
Sundry Debtors	74.00	-	1,769.10	Surplus / (Loss) for year	(65.72)	(1,808.47)	4,239.15
Cash Float – Production: cheque cancelled	200.00	200.00	200.00	Closing balance	15,015.00	15,080.72	16,889.19
Prepaid Expenses - Auction #29		457.98					
				Subscriptions rec'd in advance	1,805.00	400.00	350.00
				Sundry Creditors	-	-	-
	16,820.00	15,480.72	17,239.19		16,820.00	15,480.72	17,239.19



TABLE TALK

Editors' Report

Table Talk, the news magazine of the AATTC, operated successfully under the combined editorship of Victor Isaacs and Geoff Mann. Victor looks after Rail and Tram, Air and Ferry sections and Geoff edits the Bus news.

Issues during the year totalled 192 pages. (Depending on pagination, the Members' Newsletter was either attached to Table Talk or appeared as a stand alone item). Table Talk is not a fixed number of pages, but varies according to news and articles availability – issues ranged from 12 to 20 pages. The pagination of one issue (February) went awry due to mistakes by the printer and (to a lesser extent) the compiling editor, Victor. However, the printer accepted responsibility and reprinted the issue at no cost to the AATTC for re-distribution to members.

Both editors are very gratified (and a bit surprised) at how much timetable news is available each month. Thanks are due, in particular, to Tony Bailey and Lourie Smit, for keeping us well supplied with news. We do need your help in sending in news, please.

Victor Isaacs (joint editor), in the temporary absence overseas of
Geoff Mann (joint editor)





The Times Editor's Report 2008-2009

A journal of transport timetable history and analysis

Some statistics for The Times in 2008-2009, and 2007-2008 appear below (the numbers do not always equate because some articles refuse to be pinned down to a single category).

Type	2008-2009			2007-08		
	Items	Pages	%age	Items	Pages	%age
Article	34	150	92%	43	186	97%
Letter	10	13	8%	5	2	1%
Review	0	0	0.0%	0	0	0.0%
Note	0	0	0.0%	0	0	0.0%
Pictorial	0	0	0%	4	4	2%
Total	44	163		52	192	
Mode						
Rail	30	101	57%	32	120	62%
Tram	3	21	12%	2	10	5%
Bus	12	49	28%	15	56	28%
Water	0	0	0%	3	2	1%
Air	0	0	0%	1	7	4%
Non-Modal	1	6	3%	1	0	0%
Sum	46	176		54	195	
Area						
AUS	28	121	74%	36	132	70%
NZ	0	0	0%	0	0	0%
UK	3	4	2%	1	4	2%
USA	8	15	9%	5	18	10%
EUR	0	0	0%	2	2	1%
OTH	5	23	14%	5	32	17%
ALL	0	0	0%	1	1	1%
Total	44	163		50	189	

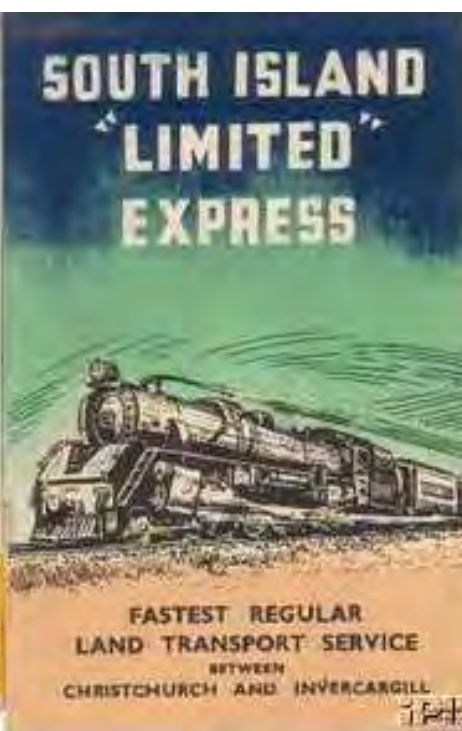


Authors		Authors	
Name	Articles	Name	Articles
Authors	44	Authors	50
Butt, Ken	1	Abbottsmith, Ian	1
Clover, Dick	1	Cook, Thomas	1
Foley, Avril	1	Cranney, David	1
Fraser, Hilaire	1	Desanti, Adrian	1
Henderson, Robert	1	Foley, Avril	1
Hennell, David	3	Fraser, Hilaire	1
Isaacs, Albert	1	Henderson, Robert	1
Isaacs, Victor	10	Iemma, Morris	1
Lambert, Geoff	6	Isaacs, Albert	2
Mann, Geoff	1	Isaacs, Victor	8
McIlwain, Tony	1	Lambert, Geoff	16
Ogle, Dean	1	Morris, Jan	1
O'Neil, James	9	No author	2
Schwantes, Carlos	1	Ogle, Dean	1
Scrafton, Derek	2	O'Neil, Jim	6
Tagaki, Ryo	1	Parker, Peter	1
Wells, Jim	1	Smit, Lourie	1
Wilkins, John	1	Stokes, Jim	1
Wright, Frazer	1	Whiteford, David	2
		Wilkins, John	1

“the Mixture, as before” is yet again message in these numbers. The proportion of articles that is rail-related is down, after having risen last year. The proportion of pages devoted to Australian issues has increased slightly. Fewer than one-quarter of members have indicated on their application forms that they are interested in Australian timetables only, so our mix would still seem to be satisfactory on this measure.

An especially notable feature of *The Times* in the last year has been the decrease in the number of articles that had to be contributed by the editor— he has dropped from 1st to 3rd on the list. This is very satisfying. Although the number of authors other than the Editor did not change, these people submitted more and bigger articles. Victor Isaacs and James O’Neil are particularly notable for this.

I am particularly grateful to Dean Ogle, of Custer, WA, for his assiduous post-printing “proof-reading”. His input has kept me on my toes.

In conclusion, I would like to thank the authors, letter-writers and the proof-reading team, for all the work they have put into *The Times* throughout the year. They have helped make it something which I feel people look forward to each month.



Production Manager's Report 2008-2009

GEOFF LAMBERT

Production of the AATTC's material—*The Times*, Table Talk, the Auction catalogues, Members Newsletter, survey forms, the Distribution List and miscellaneous printed guff—ran smoothly all year this year.

It should be noted that most AATTC material is prepared in full colour, but the printers are instructed to make the production in black and white. Further, AATTC printed material is produced by what is essentially a photocopy process, which holds prices down. Full colour, but lower-resolution, versions are available on the AATTC web-site after a prudent period. Some years ago, the Committee approved in principal the printing of one issue per year in full colour but, to date, a suitable edition has not presented itself. The December 2007 edition was, however, produced with a colour cover.

All AATTC production is now done electronically and source material is sent to the Production Manager via e-mail. Material is submitted to the printer on CD-ROM. There is thus no particular reason why the Production Manager cannot be anywhere in Australia, though it is an advantage to have them located in a city which would minimise postage costs— which would probably favour Melbourne. Melbourne, however, did the production for about 20 years, so it would be fair to retain production in Sydney for the moment. It is probably an advantage for the Production Manager and one of the Editors to be the same person.

In past years, a detailed breakdown of production costs and mailing costs was given on this page. This is no longer possible or necessary, because AATTC has established accounts with our printers and with Australia post. All billing details now go directly to the Treasurer, rather than passing through the Production Manager. Bills are also paid by the Treasurer, rather than by the Production Manager. These details can be found in the Financial Statement.

I would like to thank all those who helped with production, including Victor Isaacs and Judy Lambert, to whom we owe a special debt—for it is she who must face *Mr Grumpy* at Australia Post on the first Monday of every month.



Distribution Officer's Report 2008-2009

LEN REGAN

The Distribution Service produced 12 Distribution Lists during the year, one for each month.

The table below summarises the main performance data for the year, and shows comparisons with previous years. In summary, the Distribution Service continued to perform strongly, but some of the performance characteristics differed from previous years due to the nature of items offered.

Distribution Service Performance Statistics: 2008 - 2009					% change from
Activity	2005-06	2006-07	2007-08	2008-09	2007-08
Number of Distribution Lists	14	13	12	12	0%
Items offered	1553	1671	1278	1475	15%
Orders placed	447	504	529	508	- 4%
Copies of Items requested	5,829	6,537	6,196	6,885	11%
Payment Due for Items Ordered	\$4,572.50	\$5,564.75	\$7,291.25	\$7,612.00	4%
Number of ordered items unable to supply	334	90	150	116	- 23%
Value of ordered Items that could not be supplied	\$303.25	\$124.00	\$394.50	\$282.75	- 28%
Payment Due for Items supplied	\$4,308.50	\$5,491.25	\$6,941.50	\$7,073.97	2%
Income: Sales internal transfers				\$66.10	
: Sales: Payments	\$300.00	\$650.00	\$175.00	\$11.00	- 56%
: Cheque, Cash	\$2,218.45	\$3,131.46	\$4,164.50	\$3,772.30	- 9%
: EFT				\$382.96	
: PayPal (net of fees)	\$580.94	\$909.39	\$878.24	\$1,227.26	40%
: Total	\$3,099.39	\$4,690.85	\$5,217.74	\$5,459.62	5%
Expenses: Photocopies	\$523.92	\$1,264.33	\$1,326.98	\$1,365.31	3%
: Stationery	\$486.13	\$393.91	\$299.27	\$237.90	- 21%
: Postage - Pre-paid	\$1,695.96	\$1,319.09	\$1,514.52	\$2,305.98	52%
: Other Purchases	\$210.00	\$0.00	\$475.90	\$120.20	- 75%
: Distribution List printing	\$1,788.54	\$1,572.39	\$1,598.60	\$1,480.75	- 7%
: Total	\$4,704.55	\$4,549.72	\$5,215.27	\$5,510.14	6%
Balance: Income - Expenses	-\$1,605.16	\$141.13	\$2.47	-\$50.52	-2143%
Number who paid by: Stamps		102	102	60	- 41%
: Cheque, Cash		125	128	125	- 2%
: Electronic funds transfer				14	
: PayPal		40	27	37	37%
Cost of obtaining items for the Distribution Service	\$905.80	\$1,157.01	\$1,306.52	\$1,444.12	11%
% of acquisition costs claimed as credit	38%	34%	62%	28%	- 54%
Average value of orders supplied	\$9.64	\$10.90	\$13.12	\$13.93	6%
Average price paid per Item supplied	\$0.78	\$0.85	\$1.15	\$1.05	- 9%
Average number of Items per order	13	13	11.7	13.6	16%
Number of participants	82	81	86	79	- 8%

While the average value of the orders supplied increased 6%, the average price paid per item fell by 9% in response to a larger number of smaller value items being offered. However the average number of items requested per order increased by 16%. A smaller number of people participated in the Distribution Service.

As in previous years, the difficulties of obtaining sufficient supplies of popular items still remain. Most operators are cooperative, but problems occur when superseded timetables are sent in response to our request for the current timetables.

The number of requests for sets of current timetables is increasing. Some success is being achieved in obtaining bulk supplies of sets of new timetables direct from the operators, with the orders being despatched by an assistant Distribution Officer in the same city.

The most popular item for the year was Item 23 in the December 08 Distribution List: Timetables on DVD 23, for which 24 orders were received. Three Timetables on CD were offered during the year.

In addition to the Distribution List, the Distribution Service continued to provide Grab Box material for the Sydney and Brisbane Division Meetings, and to collect material from the Sydney Grab Box for inclusion in the Distribution Lists.

Financially, the Distribution Service made a small loss for the year of \$50.52. This means it just missed meeting its budget target to breakeven. This result includes the costs of printing the Distribution List. The Financial Statement for the Distribution Service, and comparisons with previous years, is attached.

The Distribution Service holds \$718 in credit for payments for orders that have been made in advance. This is a reduction of \$146 from the amount held in credit at the end of the previous year.

Postage stamps still remain an integral part of the Distribution List trading. 12% of payments were made with stamps, comprising 10% of the value of payments. Stamp trading is kept outside the AATTC accounts. The asset value of stamps held at the end of the year increased by \$27.05 to \$126.35.

Increases in postage costs continue to have an impact on Distribution Service costs. Australia Post increased postage for letters and parcels (items weighing more than 500g) in September 2008. Where possible, large Distribution List orders are posted in multiple 500g letter envelopes, unless individual items weigh more than 500g, or the total weight of the order is more than 2kg.

The task of maintaining the current standards of the Distribution Service is becoming more difficult, and alternatives are being examined, including additional ways of providing support, curtailing some services and possibly reducing some standards.

The success of the Distribution Service would not be possible without the consistent and regular contributions from the supporters who are listed each month in the Distribution Lists. The Assistant Distribution Officers, Hilaire Fraser, Roger Wheaton, Geoffrey Clifton and Joe Friedman, collect and despatch orders for items from their home city. Hilaire also assists greatly by researching new timetables and sending requests for them to operators. Other members who regularly supply material deserve special mention: John Mikita, Lourie Smit, Stephen Gray, Geoff Lambert, Peter Walhouse, Victor Isaacs, Scott Ferris, Steven Haby, Michael Marshall, Matthew Jennings, James Ng, Samuel Rachdi, Spencer Ross and S. Aalbers.



**AUSTRALIAN ASSOCIATION OF TIMETABLE COLLECTORS
2007/2008 FINANCIAL STATEMENTS**

DISTRIBUTION SERVICE

	2008/09			2007/08			2006/07			2005/06			
	Cash \$	Fees \$	Total \$	Cash \$	Fees \$	Total \$	Cash \$	Fees \$	Total \$	Cash \$	Fees \$	Total \$	
Income													
Sales by cash, cheque	4,200.46		4,200.46	4,164.50		4,164.50	3,131.46		3,131.46	2,479.50		2,479.50	
Sales by PayPal	1,269.77	42.51	1,227.26	910.36	32.12	878.24	945.79	36.40	909.39	342.33	12.65	329.68	
Stamps sold	31.90		31.90	175.00		175.00	650.00		650.00	100.00		100.00	
	<u>5,502.13</u>	<u>42.51</u>	<u>5,459.62</u>	<u>5,249.86</u>	<u>32.12</u>	<u>5,217.74</u>	<u>4,727.25</u>	<u>36.40</u>	<u>4,690.85</u>	<u>2,921.83</u>	<u>12.65</u>	<u>2,909.18</u>	
Expenditure													
Photocopies	1,365.31		1,365.31	1,326.98		1,326.98	1,264.33		1,264.33	523.92		523.92	
Stationery	237.90		237.90	299.27		299.27	393.91		393.91	486.13		486.13	
Postage - Pre-paid	2,305.98		2,305.98	1,514.52		1,514.52	1,319.09		1,319.09	1,705.75		1,705.75	
Distribution List printing	1,480.75		1,480.75	1,598.60		1,598.60	1,572.39		1,572.39	1,788.54		1,788.54	
Other Purchases	120.20		120.20	475.90		475.90	-		-	100.00		100.00	
	<u>5,510.14</u>	<u>-</u>	<u>5,510.14</u>	<u>5,215.27</u>	<u>-</u>	<u>5,215.27</u>	<u>4,549.72</u>	<u>-</u>	<u>4,549.72</u>	<u>4,604.34</u>	<u>-</u>	<u>4,604.34</u>	
Surplus/ (Loss)			<u>(50.52)</u>			<u>2.47</u>			<u>141.13</u>			<u>(1,695.16)</u>	2004/05
Funds held in credit			718.87			865.23			654.14			256.36	201.20
Stamps Reconciliation													
			<u>2008/09</u>			<u>2007/08</u>			<u>2006/07</u>			<u>2005/06</u>	
			\$			\$			\$			\$	
Stamps on hand at start of year			99.30			15.85			496.40			440.20	
Stamps received during the year			<u>533.40</u>			<u>865.30</u>			<u>964.85</u>			<u>1,151.60</u>	
Sub Total			632.70			881.15			1,461.25			1,591.80	
Stamps sold			31.90			175.00			650.00			300.00	
Stamps used			<u>474.45</u>			<u>606.85</u>			<u>795.40</u>			<u>795.40</u>	
Stamps on hand at end of year			<u>126.35</u>			<u>99.30</u>			<u>15.85</u>			<u>496.40</u>	

Publicity Officer's Report 2008-2009

IAN COOPER

- The highlight of the year was the production and distribution in the first few months of 2009 of a high quality brochure "Introducing the Australian Association of Timetable Collectors". Aimed at publicising the AATTC through kindred societies and associations and commercial outlets such as transport bookshops and model railway shops, over 600 copies of the DL-sized brochure was distributed to 48 organisations and businesses in all states, in addition to AATTC Divisions.

What has been the response from potential members?


The answer can best be structured by incorporating the words of Derek Scrafton's prediction, as contained in his response of 15 January 2009 to the proposal to produce such a brochure:

"I think it is a good idea to spread the word amongst the enthusiast fraternity, but I guess the specific interest in timetables will always be confined to a comparatively small number."

While the Publicity Officer has received a few telephone enquiries, seeking specific information about the availability of both historic and current timetables, none of the calls have been translated into additional members.

Regrettably, the potentially valuable publicity which could have been generated as a result of the recent publication in The Sydney Morning Herald and The Age, of an interview with the AATTC Secretary, also failed to generate new members. Derek's assessment has been correct, for 2009, at least! One can now conclude that the Association may well have reached a peak in member numbers.

The AATTC records its appreciation of the significant contribution made by John Mikita of Transit Graphics towards the total cost of the production of the brochure.



Membership Officer's Report 2008-2009

DENNIS MCLEAN

As at 30 September 2009, the Association has 153 members. These comprise:

Life members	3
Ordinary members	148
Student Members	2

Included in the number of Ordinary Members and Student Members are 5 members who have not yet renewed their membership for the 09/10 year. In accordance with the Rules of The Association, these 5 members will forfeit their membership as they have not renewed by the end of August. Hopefully the reminder letter which was posted with the September 2009 mail-out will prompt them into renewing without delay.

We exchange magazines with 2 organisations, as well as lodge copies, as legally required, with the National Library and State Library of Victoria.

Since last years AGM, we welcomed 7 new members into the Association, but lost 1 who did not renew. Our net increase in membership is 6, up from 147 this time last year.

A breakdown in Membership is as follows:

VIC	51
NSW	61
QLD	15
SA	9
WA	4
TAS	1
ACT	8
NT	0
OVERSEAS	4
TOTAL	153



Auctioneer's Report 2008-2009

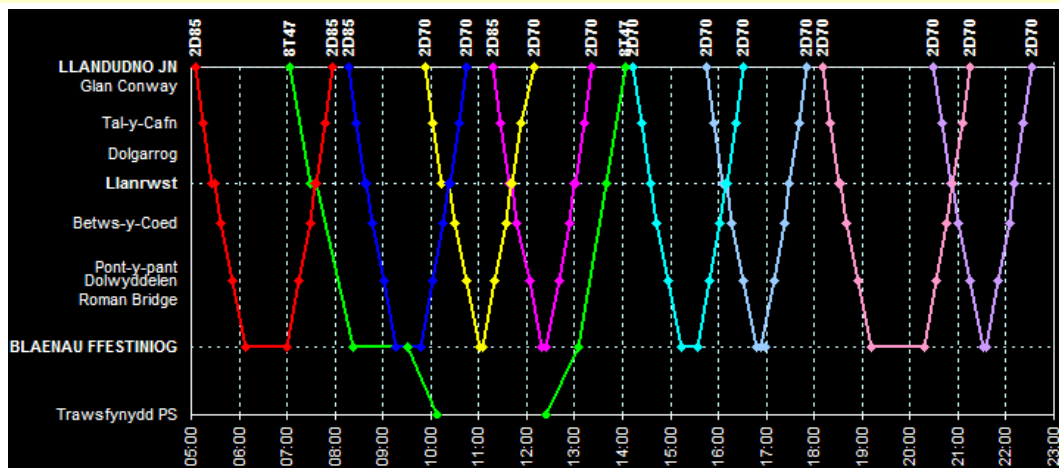
STEPHEN WARD.

No report was received. Two Auctions were held; the income and expenses for these are shown below, courtesy Len Regan

AUSTRALIAN ASSOCIATION OF TIMETABLE COLLECTORS AUCTION RESULTS 2008 - 2009 DETAILED FINANCIAL STATEMENTS

	2008/09		2007/08	2006/07	2005/06
	Auction # 30	Auction # 29	Auction # 28	Auctions # 25,26,27	Auctions # 24
Number of Auctions	1	1	1	3	1
Revenue					
Cash	3,236.50	5,549.68	4,279.75	9,233.65	3,231.95
Paypal fees	- 36.39	- 26.73			
Debtors - payment received July 2007				1,769.10	
Total	<u>3,200.11</u>	<u>5,522.95</u>	<u>4,279.75</u>	<u>11,002.75</u>	<u>3,231.95</u>
Expenses					
Cash					
Payments to Vendors	1,686.00	3,627.00	2,760.00	4,889.20	2,091.20
Purchase of Stamps	71.00	175.00 *	-	450.00	
Printing	282.98	282.98 *	282.98	554.96	652.60
Paypal fees			8.85	6.32	-
Other	174.00	87.00	95.00	239.00	30.60
Total	<u>2,213.98</u>	<u>4,171.98</u>	<u>3,146.83</u>	<u>6,139.48</u>	<u>2,774.40</u>
Profit	<u>986.13</u>	<u>1,350.97</u>	<u>1,132.92</u>	<u>4,863.27</u>	<u>457.55</u>
Profit Margin	30.8%	24.5%	26.5%	44.2%	14.2%
Average Profit per Auction per year	<u>1,168.55</u>		<u>1,132.92</u>	<u>1,621.09</u>	<u>457.55</u>
Stamps Reconciliation					
Stamps on hand at beginning of year	26.00	17.60	128.50	-	
Stamps purchased from Distribution Service		175.00	-	450.00	
Stamps purchased	71.00				
Stamps used for postage	- 76.00	- 166.60	- 110.90	- 321.50	
Stamps on hand at end of year	<u>21.00</u>	<u>26.00</u>	<u>17.60</u>	<u>128.50</u>	

* included in 2007-08 accounts



Branch Reports 2008-2009

Adelaide

The Division met twice during the year in accordance with the practice established over a number of years. Meetings were held in November and May on dates that were suitable for the majority of members. The meetings were informal by nature and gave those present an opportunity to discuss items of a general transport interest as well as those of a particular timetable interest. Roger Wheaton was re-elected as the local convenor at the November meeting. In May we had one visitor.

Roger Wheaton

Brisbane

Folks: The seven or so Brisbane members have met three times during the year at Keperra. Numbers attending have varied between 3 and six. We thank Len Regan for forwarding his extra-ordinary grab-boxes which keep us in touch with developments in both the timetables themselves and the design of timetables, brochures and ephemera. Meetings usually take the form of a discussion about transport in Brisbane and Queensland, which invariably provides an interesting after-

Brian Webber

Canberra

Ian Cooper was elected Convenor of the Canberra Division for 2008-9. In association with the ACT Transit Group, informal dinner meetings were held on the second Thursday of every month over the past year. Attendances of local residents range in number from six to 12. Numbers have been boosted on several occasions this year by visitors from Melbourne and Sydney. Animated discussions on a wide range of transport issues are a feature of every such gathering.

Ian Cooper

Melbourne

No official report was received from Melbourne, but Vice President Geoff Mann says that meetings have been held regularly and the host, David Hennell has been able to keep attendees' interest at a high level with his challenging quizzes and timetable material.

Geoff Mann

Sydney

The Sydney Branch meets on the first Saturday of February, May, August and November at the Uniting Church in Roseville and all members are warmly invited to attend. We usually have between 10 and 20 members and guests, including out of town and interstate visitors. It is hard to decide whether the highlight of each meeting is the round table discussion, the grab table where surplus timetables from the distribution list and people's collections are free to be taken or the conversation over afternoon tea. This year we were very lucky to host Kent Hannah (spell?) a visitor from our sister organisation in the US who measures his collection by the tonnes. He was able to give us a fascinating presentation on the railway timetables of the Indian subcontinent during the colonial era despite having been stuck in transit for several days en route to Sydney. I would like to acknowledge the Uniting Church in Roseville for providing us such a nice venue for the meetings and the hard work of Len Regan who brings the surplus distribution list material from his home in Newcastle to every meeting and who then forwards the left overs from the grab table to the other branches.

Geoffrey Clifton





AATTC

Australian Association of
Time Table Collectors Inc.

Inc. No. A0043673H

AUSTRALIAN ASSOCIATION OF TIMETABLE COLLECTORS 25th Annual General Meeting 25 October 2008, at Transit Graphics, Dickson ACT Minutes of Meeting

Welcome, Attendance and Apologies

The President, Geoff Lambert opened the meeting at 1530 and welcomed members.

Members Attending: John Abrams, Ken Chapman, Ian Cooper, David Cranney, Hilaire Fraser, Richard Irvine, Victor Isaacs, Geoff Lambert, Geoff Mann, Len Regan, Michael Smith, Stephen Ward.

Apologies: Geoffrey Clifton, Neville Fenn, Peter Graham, Les Pascoe.

Proxy Forms from Dennis McLean, David Hennell, Dean Ogle, Brian Sherry, Vic Solomons, and Roger Wheaton were lodged.

Friends Attending: Matthew Barber, Agnes Boskovitz, Norbert Greci, John Mikita, Todd Milton, Leigh Reuter-Kirk.

Minutes of the 24th Annual General Meeting held in Sydney 22 September 2006

Acceptance moved Mann / Smith CARRIED

Reports

President's Report

Geoff Lambert presented and spoke to his Report attached to the 2007-08 Annual Report. He highlighted the significant amount of publicity the Association had received this year in newspapers and radio, as well as a large number of visits to our website. Sydney newspapers were now regularly contacting him for analysis of public transport timetables.

Acceptance moved Lambert / Isaacs CARRIED

The meeting recorded by acclamation its appreciation of Geoff Lambert's term as President.

Treasurer's Report

The Treasurer's Report was attached to the Annual Report 2007-08.

Acceptance moved Regan / Ward CARRIED

Reports of Office Holders

The Times Editor's, Production Manager's, Distribution Officer's, Membership Officer's and Auctioneer's Reports attached to the 2007-08 Annual Report were noted and respective officers attending spoke briefly to their Reports.

4 Branch reports

Reports of the Adelaide, Brisbane, Canberra, Melbourne and Sydney Branches attached to the 2007-08 Annual Report were noted and respective convenors attending spoke briefly to their Reports.

5 Election of Committee of Management

5.1 President

Victor Isaacs was nominated and elected unopposed.

5.2 Vice President

Geoff Mann was nominated and elected unopposed.

5.3 Secretary

Geoff Lambert was nominated and elected unopposed.

5.4 Treasurer

Len Regan was nominated and elected unopposed.

5.5 Five Ordinary Committee Members

Geoffrey Clifton, Ian Cooper, Hilaire Fraser, Dennis McLean and **Roger Wheaton** were nominated and elected unopposed.

5.6 Public Officer

The President noted the requirement that the Public Officer be a resident of Victoria and stated the intention of the incoming Committee to re-appoint **Stephen Ward**.

6 General Business

6.1 National Timetable Collection

Len Regan reported on progress establishing a National Timetable Collection. The State Library of Victoria was considering hosting this.

6.2 Writing of times

The outgoing President reported that the Committee was considering a standard method for the writing of times and sought comments.

6.2 Location of the 26th (2009) Annual General Meeting.

Stephen Ward reported that the Melbourne Branch had agreed to host the 2009 Annual General Meeting.

7 Meeting Closed at 1700.



Australian Association of Time Table Collectors

Are you interested in current or historical transport timetables?

The AATTC cater's for people interested in all transport mode timetables including land, sea and air.

Some of the many benefits include two magazines each published monthly, access to a range of new and historic timetables at various prices, regular meetings and timetable auctions.

Keep up to date with timetable changes and releases, JOIN TODAY!

For more information on membership

- Email: aattc.telstra.com;
- Write to AATTC Membership Officer - PO Box 24, Nundah QLD 4012
- email dbmclean@powerup.com.au

www.aattc.org.au

(Vic. Incorp No. A0043673-1) - www.transitgraphics.com.au



Proceedings of the 2008-2009 AATTC AGM

Results and Notes

Results of elections and motions on Reports

Position	Nominee (Alphabetical order)	Nominator	Elected?	Notes
Committee Member				
Committee Member				
Secretary				
Vice President				
President				
Committee Member				
Treasurer				
Committee Member				
Committee Member				
Committee Member				
Report acceptance	Moved by	Seconded by	Passed?	Notes
President's Report				
Treasurer's Report				

Your notes:



Membership List as at 1 October 2009

This list is of personal memberships only. These are the only people who may vote, nominate or be elected at the AGM.

HONORARY LIFE MEMBERS

Hennell, David
Isaacs, Albert
McLean, Jack

FINANCIAL MEMBERS

Aalbers	Simon
Abbottsmith	Ian
Abrams	John
Bailey	Tony
Barker	Phil
Barker	Clive
Bloomfield	John
Blower	Chris
Brady	Ian
Brownbill	Chris
Butt	Ken
Cargill	Barry
Chapman	Ken
Clark	Jim
Cleak	Graeme
Clifton	Geoffrey
Collyer	Alan
Connolly	Bernard
Cooper	Ian
Cranney	David
Cropley	Ross
Cumming	Glenn
Czobik	Edward
Davis	Graham
Don	Peter
Duffin	Graham
Edmonds	Trevor
Edwards	Graham
Evans	John
Farr	Noel
Fenn	Neville
Fergusson	Jim
Ferris	Scott
Field	Robert
Findlay	Vance
Fitzgerald	Maurice
Foley	Brian J.
Fordyce	William
Fraser	Hilaire
Frazer	Don
Friedman	Joe
George	Paul
Goldthorpe	Frank
Gray	Stephen
Gray	Alan
Haby	Steven
Hambly	Chris
Harradence	Brian
Hassall	Geoff
Hayman	Eddie

Henderson	Robert
Hobbis	Peter
Hunter	Glen
Hutton	David
Hyland	Les
Irvine	Richard
Isaacs	Victor
Johnstone-Donnet	Owen
Kain	John
Kavanagh	Mike
Killingsworth	Andrew
Knife	Peter
Lambert	Geoff
Langley	David
Leslie	Brett
Lewis	Ben
Lloyd	Reg
London	Chris
MacAuslan	Duncan
Malpass	Steve
Mann	Geoffrey
Manning	Ian
Marshall	Michael
Marshall	Roy
Martin	Ian
Matheson	David
May	Richard
McDonald	Edward
Mcllwain	Tony
McLean	Andrew
McLean	Dennis
Menka	Herbert
Mikita	John
Miles	Allan
Moloney	Brian
Murphy	Peter
Ng	James
Nicholson	Maxwell
Nicholson	Paul
Ogle	Dean
O'Neil	James L
Parker	Peter
Paton	Jeremy
Peattie	Duncan
Peck	Richard
Price	Richard
Pride	Alan
Quinton	Michael
Rachdi	Samuel
Regan	Len
Revell	Terence
Reynolds	Graeme
Richardson	James
Richardson	Lachlan
Ritchie	Bob
Scrafton	Derek

Sheppard	Russell
Sherry	Brian
Shillabeer	Andrew
Sibly	Eric
Sims	Alex
Sinclair	Bruce
Slaven	John
Smit	Lourens
Smith	Michael
Solomons	Vic
Spetts	Charles
Stokes	Jim
Sturgeon	Terry
Symon	Michael
Talbot	Richard
Tate	Trevor
Taylor	Colin
Thomas	Bruce
Tottenham	Tris
Vale	Michael
Walhouse	Peter
Walker	Doug
Wall	Ian
Ward	Stephen
Webber	Brian
Websdale	Alan
Wells	James T
Wembridge	W.L.
Wheaton	Roger
Whiteford	David
Whitehead	Mark Ashley
Willson	Ross
Woodward	Bryan
Young	John
Zucker	Christopher

STUDENT MEMBERS

Graham	Peter
Halsall	Craig
Prendergast	Ron